


PhaseTrack™ - 210

ISO 9001 Certified

Phase Stable Cable Assemblies for:

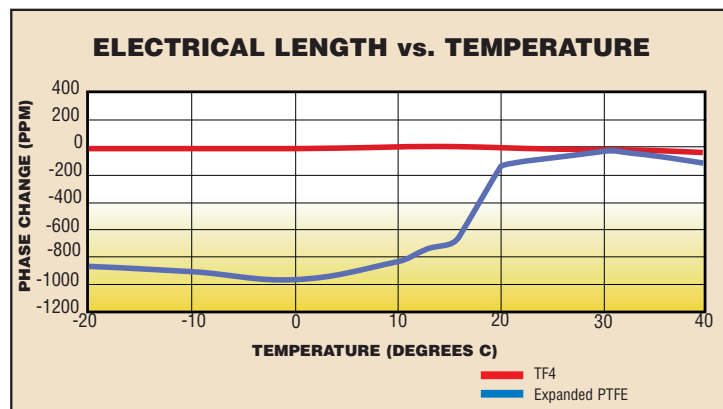
- Phased Array Systems
- System Interconnects
- Phase Stable Test Cables
- All System Platforms
(Ground, Sea, Airborne and Space)



PhaseTrack™ 210 cable assemblies are designed for applications demanding minimal change over temperature. All PhaseTrack cables use proprietary TF4™ dielectric that does not have the abrupt shift in the phase that occurs with solid or tape wrapped PTFE based products under normal room ambient conditions. PhaseTrack 210 has the same triple shield construction used in Times popular SF, SFT, SilverLine and MT cables.

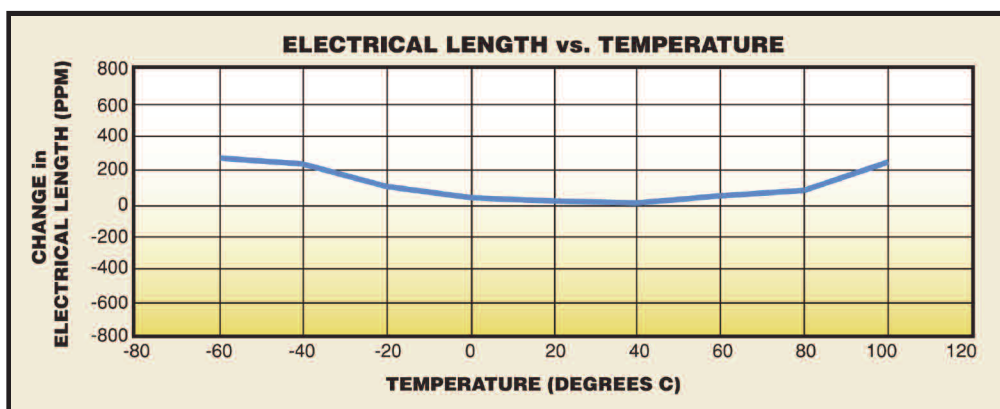
Features:

- Superior Stability (vs LD PTFE)
- Teflon "Knee" is Nonexistent
- TF4 Dielectric Technology



PhaseTrack-210 Specifications:

Assembly Specifications	
Electrical and Physical Specifications	
Cut Off Frequency	30 GHz
Characteristic Impedance	50 ohms
Velocity of Propagation	83%
VSWR	1.35:1 typical
Phase Stability with Bending	1° at 18 GHz on 1 inch radius
Phase Change with Temperature	See Graph
Shielding Effectiveness	Better than -100 dB
Insertion Loss = $(0.2391 \times \sqrt{\text{FMHz}}) + (0.0006129 \times \text{FMHz})$	
	0.12 dB per foot @ 2 GHz
	0.31 dB per foot @ 10 GHz
	0.43 dB per foot @ 18 GHz
Maximum Operating Voltage	2500 Volts (1000 volts with SMA)
Operating Temperature Range	-55°C to +125°C
Cable Mechanical Specifications	
Outside Diameter	0.210 inch (5.3mm)
Minimum Bend Radius	1.0 inches (25.4mm)



World Headquarters: 358 Hall Avenue, Wallingford, CT 06492 • Tel: 203-949-8400, 1-800-867-2629 Fax: 203-949-8423

International Sales: 4 School Brae, Dysart, Kirkcaldy, Fife, Scotland KY1 2XB UK • Tel: +44(0)1592655428

China Sales: No. 318 Yuan Shan Road, Shanghai, China 201108 Tel: 86-21-51761234 Fax: 86-21-64424098

www.timesmicrowave.com