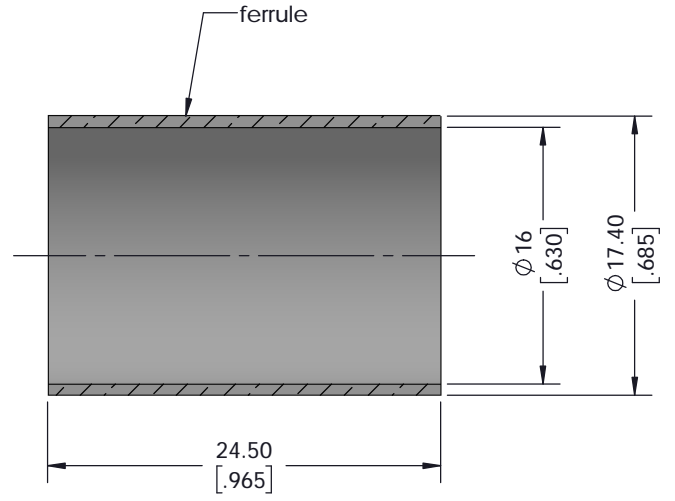
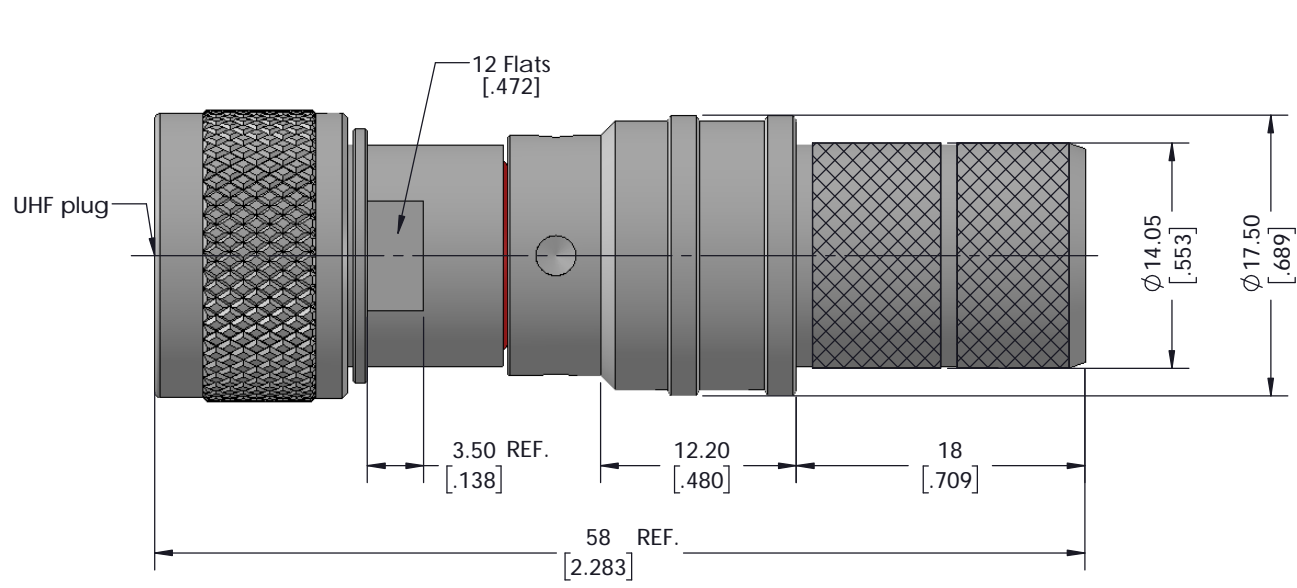


VER	Description	ECN	Name	Date
A	Initial Released	N/A	Patrick	2018/10/20

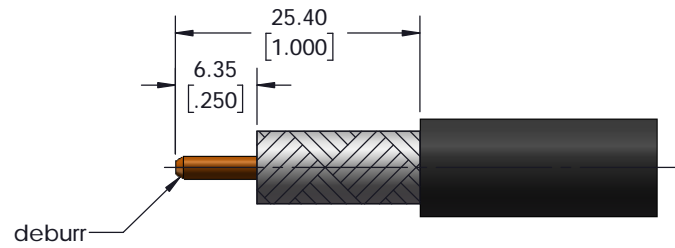


I. MATERIALS & FINISHES			
Component	Material	Finishes	Thk. (u")
Body	Brass	Sn-Ni	100
Contact Pin	Phosphor Bronze	Silver	200
Insulator	PTFE	--	--
Coupling Nut	Brass	Sn-Ni	100
Ferrule	Copper	Sn-Ni	100

II. ELECTRICAL PROPERTIES	
Impedance (Ω):	50
Frequency Range (GHz):	DC~3 GHz
Dielectric Withstanding Voltage (V r.m.s.):	2000
Insulation Resistance (MΩ):	≥10000
VSWR:	≤1.30 (DC~2.45 GHz)
Insertion Loss (dB, f / GHz):	-0.1 x sqrt (f)

III. ENVIRONMENT PROPERTIES	
Temperature Range:	-40°C~+125°C
Thermal Shock:	MIL-STD-202, Meth. 107, Cond. B
Vibration:	MIL-STD-202, Meth. 204, Cond. B
Shock:	MIL-STD-202, Meth. 213, Cond. G
Climatic Class:	IEC 60068 55/155/21
RoHS:	Compliant

IV. MECHANICAL PROPERTIES	
Center Conductor:	Spring Finger
Outer Conductor:	Crimp
Coupling Nut Torque (in-lbs):	N/A
Cable-Connector Retention Force (lbs):	200
Durability (Cycles):	500



RECOMMENDED CABLE STRIPPING DIM'S  
 Connector Adds: 34.95 mm

Compatible with Standard: IEC 60169-12

- V. Tooling & Accessories**
- Stripping Tool: 3192-052/CST-600
  - Crimping Tool: 3192-170/CT-600
  - Heat Shrink Tube: 1"x2" (3:1) 1 pcs

UNLESS OTHERWISE SPECIFIED				DFTM Patrick		TIMES MICROWAVE SYSTEMS An Amphenol Company						
ALL DIMENSIONS ARE IN mm MACHINED SURFACES FINISH 1.6 RMS MAX. REMOVE ALL BURRS 0.15X45° MAX. BREAK MACHINE CORNERS 0.15X45° D MAX. FILLET R. TOLERANCES ON DECIMALS .X ±0.1 .XX ±0.15 ANGLES ±2° FRACTIONS ±N/A				DATE	2018/10/20	<b>EZ-600-UM-X</b> UHF Male (Plug) Straight Non-Solder Pin No Braid Trim Connector for LMR- 600 Cable						
				CHKD	Monica							
				DATE	2018/10/20							
				APPD	Joslen							
Scale:	3:1	Size:	A3	CODE IDENT	68999	DATE	2018/10/20	SHT	1/1	3190-8036	REV	A