

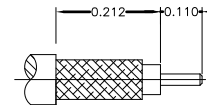


**SC-100-NF-BH**  
**3190-2244**

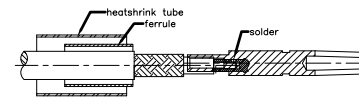
N female (jack) bulkhead straight solder  
pin connector for LMR-100A cable

Made in China

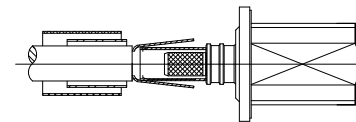
## Installation Instruction



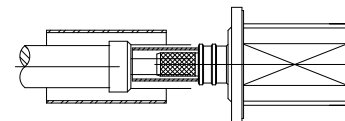
1. A. Trim cable to dimensions shown.  
B. Remove any residual plastic from center conductor



2. A. Solder the contact pin and inner conductor of cable  
B. Slide crimp ferrule & heatshrink tube on the cable.  
C. Fan the braid



3. A. Slide the cable into the connector body until the contact pin step into the insulator step tightly



4. A. Slide crimp ferrule over braid and crimp as close to body as possible using .128" HEX crimp tooling  
Pay attention to the crimp area  
B. Heatshrink tube over rear of connector body and down on to cable jacket using hot air gun